



The CFC/ICAC/33 project was co-funded
by the European Union and the
Common Fund for Commodities



ICA Bremen
The Global Centre for Cotton Testing and Research

CSITC Task Force Contributions

Axel Drieling
Bremen Fibre Institute (FIBRE) /
ICA Bremen



25th Meeting of the CSITC Task Force
Islamabad, Pakistan, October 30, 2016





The CFC/ICAC/33 project was co-funded
by the European Union and the
Common Fund for Commodities



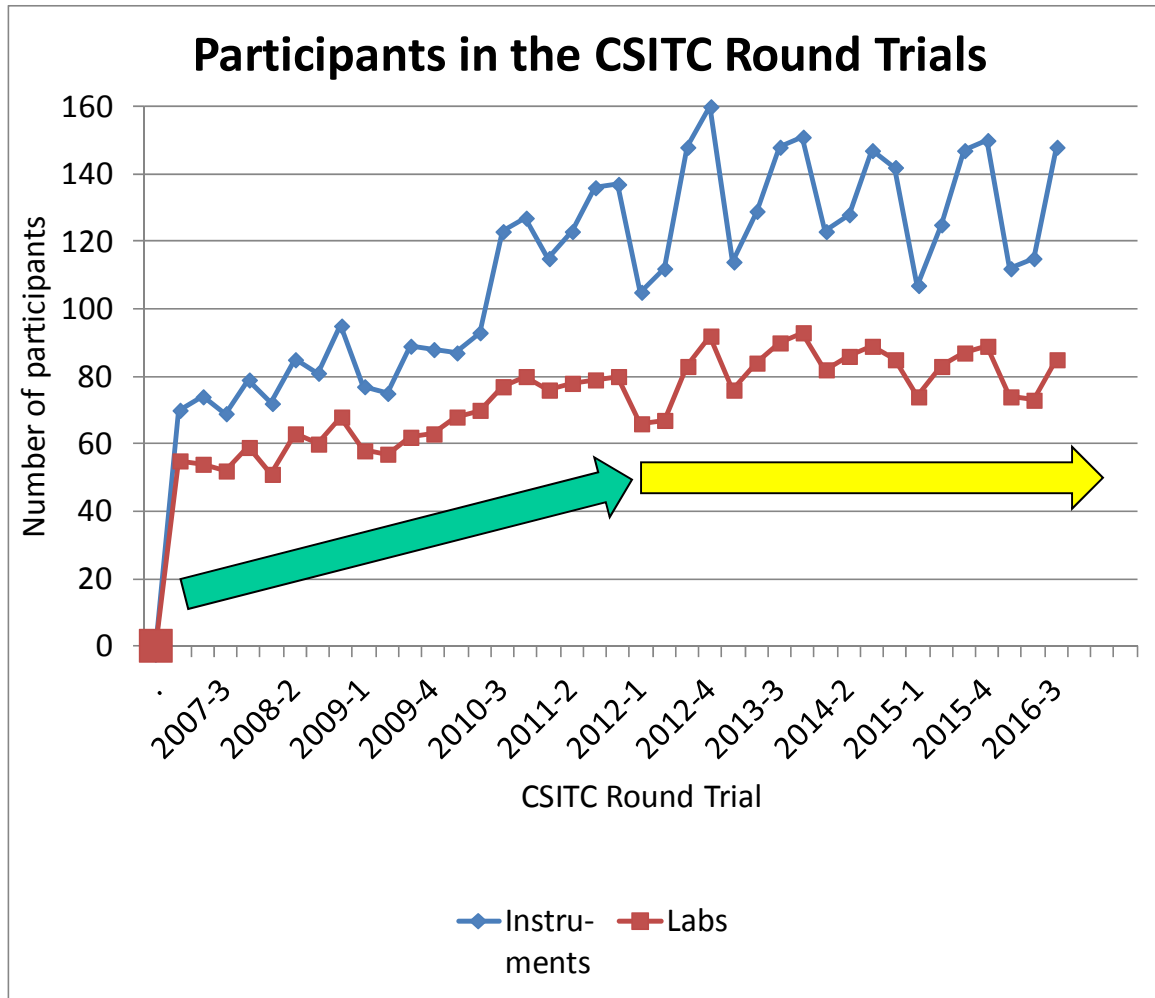
ICA Bremen
The Global Centre for Cotton Testing and Research

2. Report on CSITC RT Results



The CFC/ICAC/33 project was co-funded by the European Union and the Common Fund for Commodities

CSITC RT Participation up to RT 2016-3



Actual participants





The CFC/ICAC/33 project was co-funded by the European Union and the Common Fund for Commodities

CSITC RT Participation up to RT 2016-3



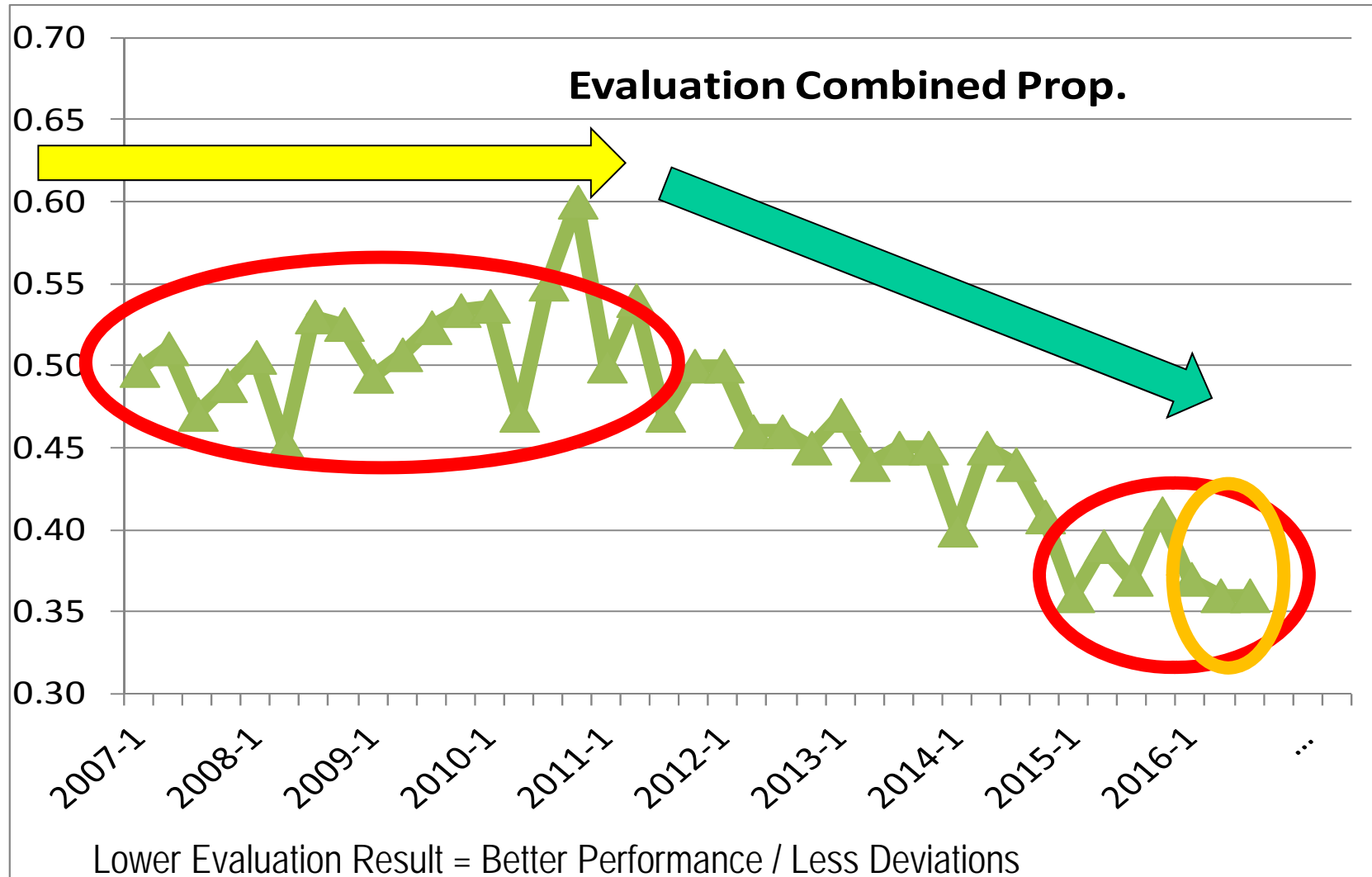
Continent	Country	Labs	Continent Ranking	Country Ranking
Africa		18	2	
	BURKINA FASO	1		
	COTE D'IVOIRE	1		
	EGYPT	1		
	ETHIOPIA	2		
	KENYA	1		
	MALI	1		
	MOZAMBIQUE	1		
	SOUTH AFRICA	2		
	Sudan	2		
	TANZANIA	3		
	TOGO	1		
	UGANDA	1		
	ZIMBABWE	1		
Asia		44	1	
	BANGLADESH	1		
	CHINA	9		4
	INDIA	22		1
	Iran	1		
	ISRAEL	1		
	JAPAN	1		
	PAKISTAN	1		
	TAJIKISTAN	3		
	THAILAND	1		
	TURKEY	1		
	UZBEKISTAN	3		
Australia		3	6	
	AUSTRALIA	3		
Europe		13	5	
	FRANCE	1		
	GERMANY	2		
	GREECE	2		
	ITALY	3		
	LATVIA	1		
	SPAIN	2		
	SWITZERLAND	2		
North America		17	4	
	UNITED STATES	17		2
South America		18	2	
	ARGENTINA	1		
	BRAZIL	15		3
	COLOMBIA	2		

Registered labs (status Oct 2016)



The CFC/ICAC/33 project was co-funded by the European Union and the Common Fund for Commodities

CSITC RT: Evaluation of Combined Properties (to 2016-3)



Lower Evaluation Result = Better Performance / Less Deviations

Median of all instruments: 50% of the instruments show better results than this value



The CFC/ICAC/33 project was co-funded by the European Union and the Common Fund for Commodities

Evaluations for Each Property



	Number of Participants		Median Evaluations						
	Instruments	Labs	World: Median Evaluation Combined Prop.	Evaluation Micronair	Evaluation Strength	Evaluation Length	Evaluation Uniformit	Evaluation Color Rd	Evaluation Color +b
Scale Value				0.10	1.50	0.02	1.00	1.50	0.50
min	69	51	0.36	0.34	0.30	0.25	0.29	0.23	0.27
max	160	93	0.60	0.64	0.64	0.52	0.49	0.71	0.74
AV 2007-16	112.8	73.5	0.47	0.47	0.42	0.39	0.36	0.43	0.45
AV 2007-11	94.8	65.5	0.51	0.51	0.47	0.41	0.37	0.50	0.49
AV 2012-15	133.5	82.9	0.43	0.44	0.37	0.37	0.35	0.37	0.42
AV 2015	132.3	83.3	0.38	0.38	0.33	0.38	0.33	0.28	0.37
AV 2016	125.0	77.3	0.36	0.37	0.33	0.32	0.33	0.25	0.36
Improved Evaluation Grade 2016 / (2007-2011)			-29%	-27%	-29%	-23%	-11%	-50%	-27%
2015-1	107	74	0.362	0.37	0.32	0.38	0.33	0.34	0.30
2015-2	125	83	0.39	0.38	0.33	0.41	0.38	0.23	0.43
2015-3	147	87	0.37	0.37	0.30	0.36	0.32	0.31	0.34
2015-4	150	89	0.41	0.41	0.36	0.35	0.30	0.25	0.42
2016-1	112	74	0.374	0.39	0.35	0.33	0.31	0.25	0.29
2016-2	115	73	0.362	0.38	0.30	0.37	0.38	0.25	0.40
2016-3	148	85	0.358	0.34	0.35	0.25	0.31	0.26	0.38



The CFC/ICAC/33 project was co-funded
by the European Union and the
Common Fund for Commodities

Summary



- The evaluation is constantly improving since 2012
- Lower evaluation values is equivalent to lower result variation between laboratories, so more consistent test results worldwide
- Before 2012, an improvement could not be seen – probably due to the strong increase of new laboratories participating
- Already 2015, the evaluation was below 0.40.
- In 2016, we currently got consistently extremely low results, despite still new labs registering
 - 0.37, 0.36, 0.36



The CFC/ICAC/33 project was co-funded
by the European Union and the
Common Fund for Commodities



3. Trash Measurements in Instrument Evaluation



The CFC/ICAC/33 project was co-funded by the European Union and the Common Fund for Commodities

Instrument Evaluation – Evaluated Parameters



Performance of Instrument: GL163-001-01							
		Micronaire	Strength	Length	Uniformity	Color Rd	Color +b
Reference Values	Cotton 1	5.081	25.807	1.0259	79.843	73.986	8.250
	Cotton 2	4.347	34.214	1.1909	83.585	76.222	13.686
	Cotton 3	4.622	30.928	1.1673	82.926	79.034	9.873
	Cotton 4	4.143	23.327	0.9887	78.397	75.960	11.821
Instrument Average of All Days	Cotton 1	5.073	25.930	1.0417	80.717	74.257	8.170
	Cotton 2	4.339	34.080	1.1900	83.583	76.567	13.583
	Cotton 3	4.629	31.687	1.1879	83.540	79.227	9.843
	Cotton 4	4.125	22.687	0.9992	78.990	76.350	11.820
Distance to Reference	Cotton 1	-0.008	0.123	0.0158	0.874	0.271	-0.080
	Cotton 2	-0.008	-0.134	-0.0009	-0.001	0.344	-0.103
	Cotton 3	0.008	0.759	0.0206	0.614	0.193	-0.030
	Cotton 4	-0.018	-0.641	0.0105	0.593	0.390	-0.001
Mean Absolute Distance to Reference (Cotton 1 - 4 Only)		0.010	0.414	0.0119	0.521	0.300	0.053
Scale Factor		0.10	1.50	0.02	1.00	1.50	0.50
Summary Evaluation for Each Property		0.10	0.28	0.60	0.52	0.20	0.11
Relevance of Property		1.00	1.00	1.00	1.00	1.00	1.00
Summary Evaluation of All Properties		0.30					



Calculation

The CFC/ICAC/33 project was co-funded by the European Union and the Common Fund for Commodities



- Evaluation for each instrument and each property:
 - Difference between instrument result and reference result
 - Average absolute difference for all 4 samples
 - Divided by a scale value (representing an allowed tolerance)
 - Evaluation for each property
- Evaluation for each instrument as summary of all 6 properties
 - Average of the evaluations for each property
 - Summary Evaluation of all Properties
- Just including Mic, Str, Length, L-Uniformity, Color Rd and +b



The CFC/ICAC/33 project was co-funded by the European Union and the Common Fund for Commodities

New Evaluation Table for Optional Parameters in RT 2016-3



Performance of Instrument: GL163-001-01					
		Maturity	SFI	Trash Count	Trash Area
Round Trial Average	Cotton 1	88.22	12.04	17.26	0.201
	Cotton 2	85.55	7.45	16.27	0.147
	Cotton 3	86.85	8.29	11.16	0.120
	Cotton 4	84.95	14.37	26.26	0.272
Instrument Average of All Days	Cotton 1	86.07	12.66	22.27	0.241
	Cotton 2	83.07	7.93	19.60	0.179
	Cotton 3	85.00	8.63	11.70	0.108
	Cotton 4	83.00	16.29	30.37	0.307
Distance to Round Trial Average	Cotton 1	-2.15	0.62	5.00	0.040
	Cotton 2	-2.48	0.48	3.33	0.033
	Cotton 3	-1.85	0.34	0.54	-0.012
	Cotton 4	-1.95	1.92	4.11	0.035
Scale Values	Cotton 1			9.80	0.094
	Cotton 2			9.49	0.079
	Cotton 3			7.92	0.071
	Cotton 4			12.57	0.114
Evaluation by property and sample	Cotton 1			0.51	0.43
	Cotton 2			0.35	0.42
	Cotton 3			0.07	0.17
	Cotton 4			0.33	0.31
Summary Evaluation for Each Property				0.31	0.33
Summary Evaluation for all Properties	These parameters are not included				

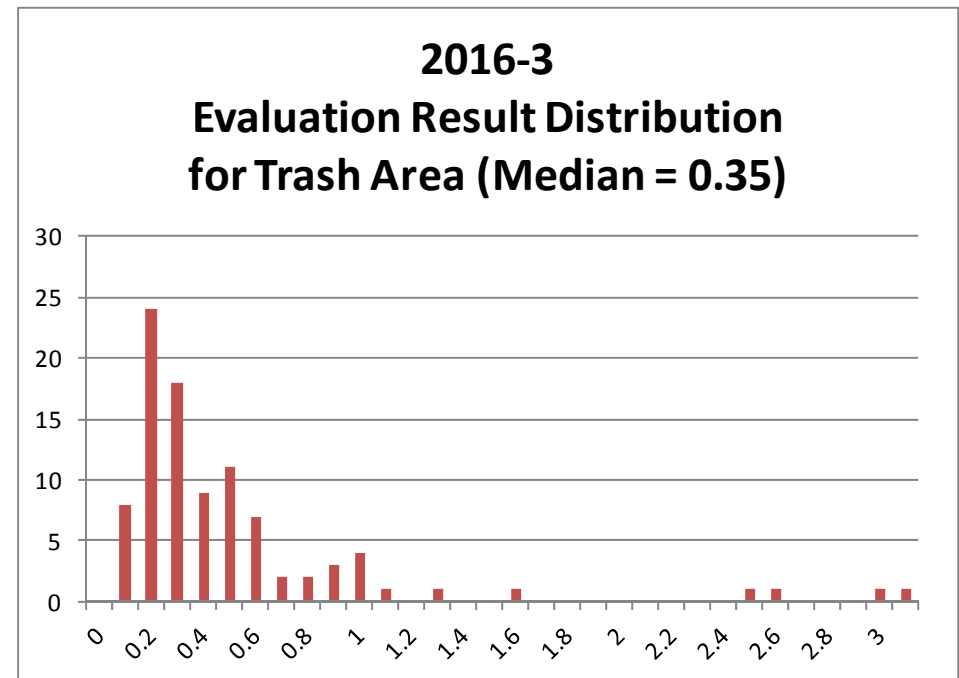
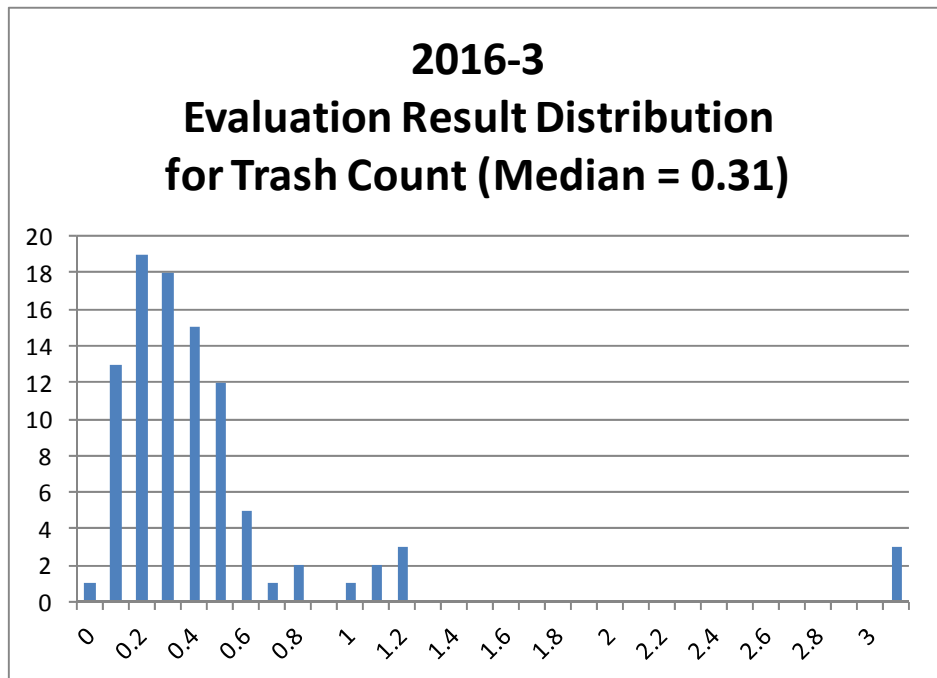


The CFC/ICAC/33 project was co-funded by the European Union and the Common Fund for Commodities

Trash Evaluation Results in RT2016-3



- In total 148 instruments participating
- For trash 95 instruments participating





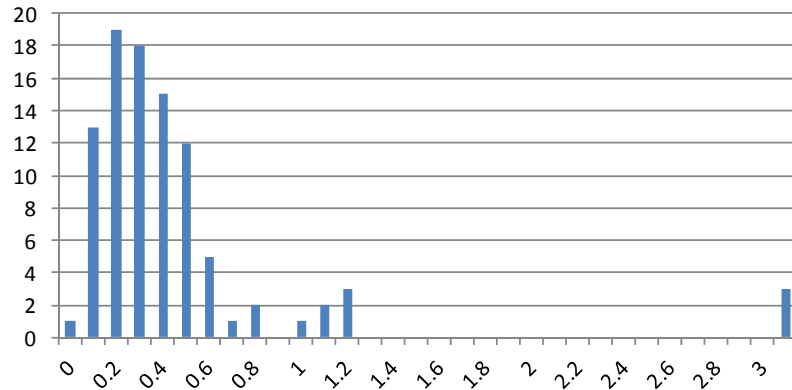
The CFC/ICAC/33 project was co-funded by the European Union and the Common Fund for Commodities

Comparison of Evaluation Distributions

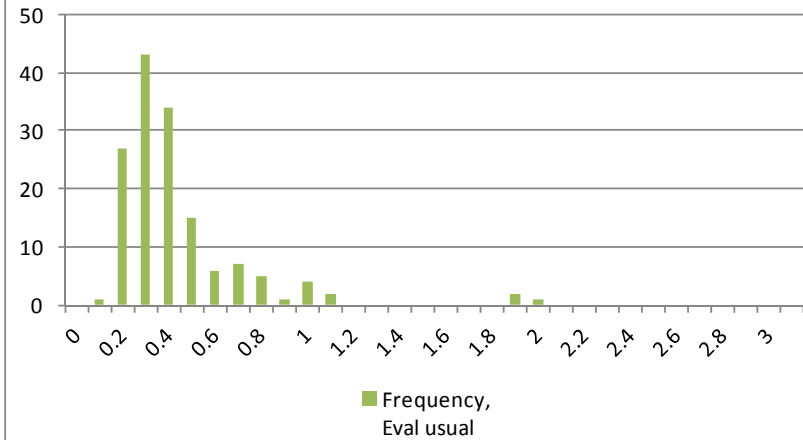


2016-3

Evaluation Result Distribution for Trash Count (Median = 0.31)

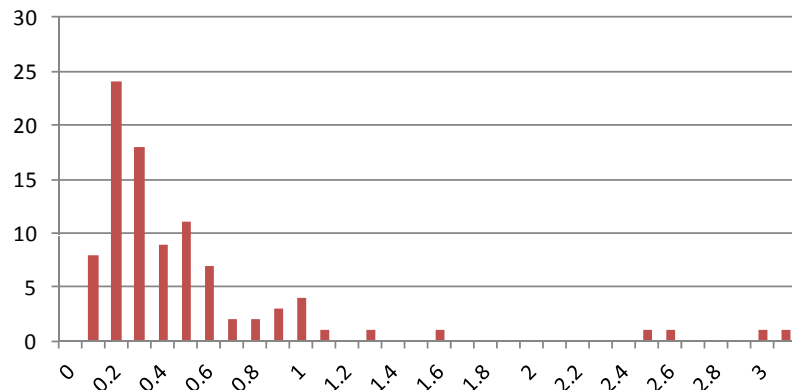


Frequency, Eval usual

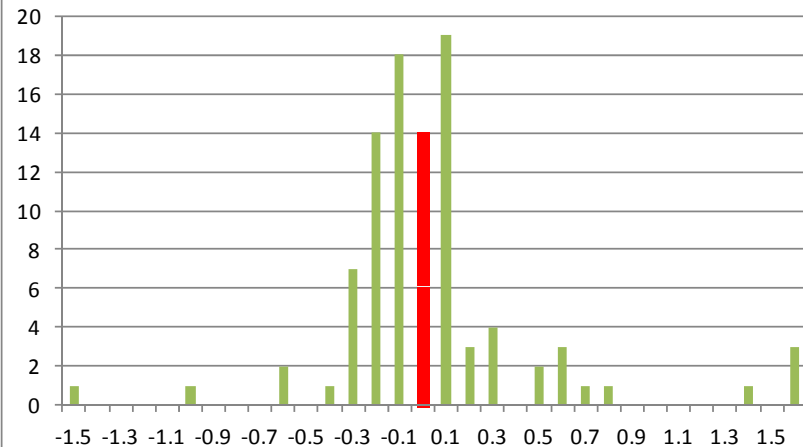


2016-3

Evaluation Result Distribution for Trash Area (Median = 0.35)



Frequency, Eval Difference (Trash - usual)





Conclusion

The CFC/ICAC/33 project was co-funded by the European Union and the Common Fund for Commodities



	Number of Participants	Median Evaluations							Median Eval. Trash	
		World: Median Evaluation Combined Prop.	Evaluation Micronair	Evaluation Strength	Evaluation Length	Evaluation Uniformit	Evaluation Color Rd	Evaluation Color +b	Trash Cou	Trash Are
Scale Value			0.10	1.50	0.02	1.00	1.50	0.50	1.4 x USDA	1.2 x USDA
AV 2007-16	112.8	0.47	0.47	0.42	0.39	0.36	0.43	0.45	0.31	0.35
AV 2016	125.0	0.36	0.37	0.33	0.32	0.33	0.25	0.36	0.31	0.35
2016-3	148	0.358	0.34	0.35	0.25	0.31	0.26	0.38	0.31	0.35
...										

- The chosen scale formulas are suitable and provide evaluations on the same level as the official parameters
- Typically the trash evaluation of the single instruments is not deviating too far from the evaluations of the official parameters (70% of the labs not more than +/- 0.2 units)



The CFC/ICAC/33 project was co-funded
by the European Union and the
Common Fund for Commodities



ICA Bremen
The Global Centre for Cotton Testing and Research

4. Alteration of the Database for Including Trash Results



The CFC/ICAC/33 project was co-funded by the European Union and the Common Fund for Commodities

Trash: Next Steps



- Currently the Trash Evaluation is only included on the shown table in the instrument report.
- Results are not included in the database
 - There is no calculation of the average
 - There is no evaluation histogram
 - Laboratories cannot compare to the Trash Median Evaluation or distribution
- Necessary costs for including the trash evaluation in the database (no part of the annual maintenance)
 - Generation 10: EUR 4000,--

Performance of Instrument: GL163-001-01					
		Maturity	SFI	Trash Count	Trash Area
Round Trial Average	Cotton 1	88.22	12.04	17.26	0.201
	Cotton 2	85.55	7.45	16.27	0.147
	Cotton 3	86.85	8.29	11.16	0.120
	Cotton 4	84.95	14.37	26.26	0.272
Instrument Average of All Days	Cotton 1	86.07	12.66	22.27	0.241
	Cotton 2	83.07	7.93	19.60	0.179
	Cotton 3	85.00	8.63	11.70	0.108
	Cotton 4	83.00	16.29	30.37	0.307
Distance to Round Trial Average	Cotton 1	-2.15	0.62	5.00	0.040
	Cotton 2	-2.48	0.48	3.33	0.033
	Cotton 3	-1.85	0.34	0.54	-0.012
	Cotton 4	-1.95	1.92	4.11	0.035
Scale Values	Cotton 1			9.80	0.094
	Cotton 2			9.49	0.079
	Cotton 3			7.92	0.071
	Cotton 4			12.57	0.114
Evaluation by property and sample	Cotton 1			0.51	0.43
	Cotton 2			0.35	0.42
	Cotton 3			0.07	0.17
	Cotton 4			0.33	0.31
Summary Evaluation for Each Property				0.31	0.33
Summary Evaluation for all Properties These parameters are not included					





The CFC/ICAC/33 project was co-funded
by the European Union and the
Common Fund for Commodities



5. Include Additional Parameters



The CFC/ICAC/33 project was co-funded
by the European Union and the
Common Fund for Commodities

Next Steps



- “Official” parameters, which are part of the Overall Evaluation
 - Micronaire, Strength, Length, L-Uniformity, Color Rd and +b
- Optional parameters, where results are collected, and an evaluation result is calculated and shown
 - Trash Count and Trash Area
- Optional parameters, where results are collected, but no evaluation is calculated or shown
 - Short Fiber Index and Maturity
- Parameters, where no data is collected
 - Elongation, SCI, Color Grade, Moisture Content...



The CFC/ICAC/33 project was co-funded by the European Union and the Common Fund for Commodities

Next Steps



- It is technically possible to do the same evaluation for SFI and MAT that was now done for Trash.
- Open topics
 - Is it already a suitable to step forward with these parameters?
 - SFI: no valid reference, no practical experience
 - MAT: currently change in MAT result level in AFIS+HVI based on ITMF discussion
 - Is industry willing to step forward?
 - Technical questions have to be solved (no suitable limits given...)
- Proposal
 - Prepare the database for including these parameters
 - It is, when jointly done with Trash, only a small cost addition
 - Generation 10: EUR 1500,--
 - It is possible to prepare these parameters now and wait for the open topics to be solved before these evaluations are activated

